






WORKING MOTHER_SF: dependent children under age 18



1. 1 - Gender:

		Response Percent	Response Count
female		100.0%	70
male		0.0%	0
answered question			70
skipped question			0

2. 2 - What is your age range?

		Response Percent	Response Count
18-25		0.0%	0
26-34		8.7%	6
35-44		65.2%	45
45-54		23.2%	16
55-64		2.9%	2
65+		0.0%	0
answered question			69
skipped question			1

3. 3 - What is your highest level of education?

		Response Percent	Response Count
diploma		1.4%	1
high school		0.0%	0
2-year college		4.3%	3
4-year college		35.7%	25
masters degree		44.3%	31
Ph.D.		4.3%	3
other		10.0%	7
answered question			70
skipped question			0

4. 4 - What is your household income?

		Response Percent	Response Count
\$0 - \$39,999		4.4%	3
\$39,999 - \$49,999		1.5%	1
\$50,000 - \$69,999		2.9%	2
\$70,000 - \$89,999		2.9%	2
\$90,000 - \$109,999		7.4%	5
\$110,000 - \$129,000		7.4%	5
\$130,000 - \$149,000		8.8%	6
\$150,000+		64.7%	44
answered question			68
skipped question			2

5. 5 - In what area of the U.S. do you work? [city, state] If you work outside of the U.S., in which city and country do you work?

	Response Count
	70
answered question	70
skipped question	0

6. 6 - Are you currently married?

		Response Percent	Response Count
yes		95.7%	67
no		4.3%	3
	answered question		70
	skipped question		0

7. 6A - If you answered NO, are you: (Choose all that apply)

		Response Percent	Response Count
divorced		100.0%	3
widowed		0.0%	0
have a partner		0.0%	0
never been married		0.0%	0
	answered question		3
	skipped question		67

8. 7 - Do you have children?			
		Response Percent	Response Count
yes		100.0%	70
no		0.0%	0
answered question			70
skipped question			0







9. 7A- If you answered YES, how many do you have?		Response Count
		70
answered question		70
skipped question		0

10. 7B - Please include the age ranges. (choose all that apply)			
		Response Percent	Response Count
0 – 3		34.3%	24
4 – 7		50.0%	35
8 – 11		41.4%	29
12 – 15		25.7%	18
16 – 18		11.4%	8
18+		15.7%	11
answered question			70
skipped question			0





11. 8 - Please enter your e-mail address if you would like to receive communications from StrategyBOOST on this survey, and other work issues (OPTIONAL)

	Response Count
	38
answered question	38
skipped question	32






12. 1 - Which of the following best describes your work environment?

		Response Percent	Response Count
traditional office (work five days/week at employer's office)		36.4%	24
home or personal office (self-employed)		21.2%	14
telecommute (work five days/week from home, or another remote location)		3.0%	2
flex-office (combination of employer's office and home each week)		18.2%	12
flex-time (non-traditional work hours)		13.6%	9
Other (please specify)		7.6%	5
		answered question	66
		skipped question	4

13. 2 - If you are employed, what is the value your company places on "face time" with colleagues and supervisors?

		Response Percent	Response Count
expects face-time every day		42.9%	18
expects face-time during some part of the week		23.8%	10
places more value on meeting my deliverables and expectations, rather than face-time in the office		31.0%	13
Other (please specify)		2.4%	1
		answered question	42
		skipped question	28

14. 3 - If you are employed, how do you respond to office meetings being scheduled after 6.00 pm?

		Response Percent	Response Count
attend in person		25.0%	11
join in on a conference call		20.5%	9
suggest an alternate time		13.6%	6
do not participate in business meetings past 6:00 pm		29.5%	13
Other (please specify)		11.4%	5
		answered question	44
		skipped question	26

15. 4 - If you are employed, have you ever told your boss/supervisor that you are NOT available for business meetings in the evenings or mornings due to "family time" ?

		Response Percent	Response Count
yes		52.2%	24
no		47.8%	22
answered question			46
skipped question			24

16. 4A - If you answered YES to question 4, what hours are you not available for work in the EVENING: ____pm to ____pm

		Response Count
		24
answered question		24
skipped question		46

17. 4B - If you answered YES to question 4, what hours are you not available for work in the MORNING: ____am to ____am

		Response Count
		23
answered question		23
skipped question		47

18. 4C - If you answered YES to question 4, how often has your boss/supervisor expressed the need for you to participate in the meeting, regardless of your request not to work during those hours?

		Response Percent	Response Count
rarely		51.9%	14
once a month		7.4%	2
three or more times a month		0.0%	0
once a week		7.4%	2
three or more times a week		0.0%	0
never		33.3%	9
	Comment		5
answered question			27
skipped question			43

19. 5 - Does your company offer a Flexible Work Schedule option (FWS)?

		Response Percent	Response Count
yes		69.6%	32
no		30.4%	14
answered question			46
skipped question			24

20. 6 - If you are employed, how accommodating is your employer if you request a FWS e.g. flex-hours, or a telecommuting situation?

		Response Percent	Response Count
very accommodating		45.5%	20
sometimes accommodating		45.5%	20
not accommodating		9.1%	4
	Comment		11
	answered question		44
	skipped question		26

21. 7 - If you are employed, do you feel confident to request a FWS?

		Response Percent	Response Count
yes		39.5%	17
sometimes		37.2%	16
no, because it will jeopardize my promotional opportunities		7.0%	3
no, because I don't want to be associated with a Woman's Program that implies I want special treatment due to my gender		4.7%	2
Other (please specify)		11.6%	5
	answered question		43
	skipped question		27




22. 8 - In terms of FWS, did you choose your career or job based on the option to have workplace flexibility?

		Response Percent	Response Count
yes		59.1%	39
no		36.4%	24
not applicable		4.5%	3
		Comment	5
		answered question	66
		skipped question	4






23. 8A - If you answered NO to question 8, would a different career or professional path have been more appropriate at college or post-college level, in order for you to have the workplace flexibility you need now?

		Response Percent	Response Count
yes		22.6%	7
no		51.6%	16
not applicable		25.8%	8
		Comment	3
		answered question	31
		skipped question	39

24. 1 - If you are employed, how accommodating is your employer for you to remote-access company data before or after hours?

		Response Percent	Response Count
very accommodating		87.8%	36
sometimes, dependent on circumstance		4.9%	2
not accommodating		7.3%	3
		Comment	6
		answered question	41
		skipped question	29

25. 2 - Whether employed or self-employed, if you access work data remotely, which technology do you use? (Choose all that apply)

		Response Percent	Response Count
home desktop		42.4%	25
laptop/iPad (or similar)		88.1%	52
iTouch (or similar)		11.9%	7
mobile phone		57.6%	34
Other (please specify)		5.1%	3
		answered question	59
		skipped question	11




26. 3 - Whether employed or self-employed, do you “catch up” on work outside of the traditional 8:00AM – 5:00PM workday?

		Response Percent	Response Count
yes		87.1%	54
no		12.9%	8
answered question			62
skipped question			8




27. 3A - If you answered YES to question 3, during which of the following day parts do you “catch up” on work? (Choose all that apply)

		Response Percent	Response Count
12:00midnight – 4:59AM		13.0%	7
5:00AM – 7:59AM		33.3%	18
5:00PM – 6:59PM		20.4%	11
7:00PM – 8:59PM		46.3%	25
9:00PM - 11:59 pm		68.5%	37
Other (please specify)		25.9%	14
answered question			54
skipped question			16


28. 3B - If you answered YES to question 3, how many hours on average per day do you do spend to “catch-up” on work?

		Response Percent	Response Count
1-2 hours		74.5%	38
3-4 hours		13.7%	7
More than 4 hours		11.8%	6
answered question			51
skipped question			19

29. 3C - If you answered YES to question 3, how many times per week do you “catch up” on work?

		Response Percent	Response Count
1-2 times		49.1%	26
3-4 times		32.1%	17
more than 4 times		18.9%	10
answered question			53
skipped question			17





30. 4 - Do you read, watch, or listen to non-work content e.g. YouTube, Google News, Amazon.com, radio, etc. within any 24-hour period?

		Response Percent	Response Count
yes		100.0%	62
no		0.0%	0
answered question			62
skipped question			8


















31. 4A - If you answered YES to question 4, during which of the following day parts do you engage in non-work content? (Choose all that apply)

		Response Percent	Response Count
12.00midnight – 4:59am		12.9%	8
5.00am – 6:59am		22.6%	14
7.00am – 8:59am		30.6%	19
9.00am – 10:59am		14.5%	9
11.00am – 12:59pm		17.7%	11
1.00pm – 2:59pm		9.7%	6
3.00pm – 4:59pm		9.7%	6
5.00pm – 6:59pm		24.2%	15
7.00pm –8:59pm		38.7%	24
9.00pm – 10:59pm		67.7%	42
11.00pm – 11:59pm		25.8%	16
Other (please specify)		11.3%	7
		answered question	62
		skipped question	8


















32. 4B - If you answered YES to question 4, how many days per week do you engage in non-work content?

		Response Percent	Response Count
daily		38.7%	24
1-2 days per week		11.3%	7
3-4 days per week		27.4%	17
5-6 days per week		22.6%	14
		answered question	62
		skipped question	8

33. 4C - If you answered YES to question 4, please select the type(s) of non-work content you engage in: (Choose all that apply)






		Response Percent	Response Count
news		87.1%	54
entertainment (movies/TV, theater, music, celebrity)		66.1%	41
sports, recreation		30.6%	19
finance, online banking		46.8%	29
fashion		11.3%	7
lifestyle (decorating, cooking)		33.9%	21
gardening/horticulture		6.5%	4
travel		32.3%	20
family/parenting		53.2%	33
books, literature		48.4%	30
games		11.3%	7
grocery shopping		41.9%	26
online shopping (various items)		46.8%	29
health, fitness		43.5%	27
email		83.9%	52
social media (e.g. Facebook, LinkedIn, Twitter or similar)		59.7%	37
online dating		0.0%	0
Other (please specify)		6.5%	4
answered question			62
skipped question			8

**34. 4D - If you answered YES to question 4, which medium do you use to engage in non-work related content?
(Choose all that apply)**





		Response Percent	Response Count
print (e.g. newspaper, magazine, book, catalog)		59.7%	37
television - live (broadcast, cable, satellite)		45.2%	28
television – DVR (e.g. TiVo or similar)		35.5%	22
DVD		29.0%	18
computer – word processing		46.8%	29
email/instant messaging		82.3%	51
handwritten letters, cards and similar		25.8%	16
computer + online print (e.g. online newspaper or magazine, websites, blogs, etc.)		56.5%	35
computer + online TV (e.g. Hulu, CNN, or similar)		17.7%	11
computer + online video or podcast (e.g. YouTube or similar)		21.0%	13
computer + online radio or audio podcast (e.g. Pandora, iTunes or similar)		32.3%	20
computer + Streaming video (live)		11.3%	7
computer + Streaming audio (live)		8.1%	5
mobile phone		67.7%	42
iPad, iTouch, or similar		24.2%	15
iPod or similar (digital music)		14.5%	9
e-reader (e.g. Kindle, Nook or similar)		17.7%	11

Other (please specify)		8.1%	5
		answered question	62
		skipped question	8



35. 4E - From the above list (4D), which five media do you use most during the day?			
			Response Count
			48
		answered question	48
		skipped question	22

36. 5 - Which is your preferred way to watch a TV program?			
		Response Percent	Response Count
in real-time on TV		26.2%	16
DRV/TiVo		45.9%	28
download the video online from the show's website (on computer or hand-held device)		1.6%	1
an online TV site such as Hulu		14.8%	9
Other (please specify)		11.5%	7
		answered question	61
		skipped question	9

37. 6 - Which is your preferred way to listen to a RADIO program?

		Response Percent	Response Count
in real-time on the radio		72.9%	43
podcast		5.1%	3
streaming Internet feed		13.6%	8
Other (please specify)		8.5%	5
answered question			59
skipped question			11






38. 7 - Which is your preferred way to read a book?

		Response Percent	Response Count
iPad, Kindle or similar e-book reading device		14.0%	8
conventional book		86.0%	49
Comments			6
answered question			57
skipped question			13







39. 1 - As a working mother with children under age 18, please select one of the following options that most closely reflects your working situation:

		Response Percent	Response Count
work outside the home (employed by a company, primary work location is on-site)		55.4%	31
work-at-home mom (employed by a company, and work from home three or more times each week)		8.9%	5
entrepreneur (started your own business, work at outside office or a home-based office)		12.5%	7
self-employed (e.g. consultant, independent contractor, personal investments)		12.5%	7
momprenneur (started your own business, work in a home-based office)		5.4%	3
Other (please specify)		5.4%	3
		answered question	56
		skipped question	14




40. 2 - Whether employed or self-employed, if your primary place of work is at an OFFICE, please choose one of the following that best describes your childcare situation:

		Response Percent	Response Count
I hire a babysitter or nanny to tend my children during my work hours		32.5%	13
I share a nanny with a friend to tend my children during my work hours		2.5%	1
I drop off children at childcare or pre-school		22.5%	9
our company has on-site childcare		0.0%	0
my husband/partner tends our children during my work hours		22.5%	9
a family member or friend tends my children during my work hours		2.5%	1
Other (please specify)		17.5%	7
		answered question	40
		skipped question	30




41. 3 - Whether employed or self-employed, if your primary place of work is HOME, please choose one of the following that best describes your childcare situation:

		Response Percent	Response Count
I hire a babysitter or nanny to tend my children during my work hours		21.1%	4
I share a nanny with a friend to tend my children during my work hours		0.0%	0
I drop off at childcare or pre-school		26.3%	5
I juggle work and tending my children		31.6%	6
my husband/partner tends our children during my work hours		5.3%	1
a family member or friend tends my children during my work hours		5.3%	1
Other (please specify)		10.5%	2
		answered question	19
		skipped question	51




42. 4 - If you are employed, how flexible is your employer in accommodating your needs as a working mother such as caring for a sick child or elderly family member, or trying to start a family (e.g. infertility treatments, or adoption)?

		Response Percent	Response Count
very accommodating		78.9%	30
sometimes accommodating		15.8%	6
not accommodating		5.3%	2
		Comments	2
		answered question	38
		skipped question	32





43. 5 - If you are employed, how flexible is your employer in understanding and accommodating of your needs as a working mother, such as breast-feeding an infant, or attending a child's school activities?

		Response Percent	Response Count
sometimes accommodating		22.2%	8
very accommodating		72.2%	26
not accommodating		5.6%	2
		Comments	3
		answered question	36
		skipped question	34




44. 6 - If you are employed, how flexible is your employer in accommodating your needs as a woman when opting out of a business trip due to family responsibilities?

		Response Percent	Response Count
very accommodating		40.0%	12
sometimes accommodating		46.7%	14
not accommodating		13.3%	4
		Comments	10
		answered question	30
		skipped question	40



45. 7 - In your opinion, does your boss or business partner take a negative view on you opting out of business travel due to family obligations, because a man might not make that same request?

		Response Percent	Response Count
yes		11.3%	6
no		41.5%	22
sometimes		7.5%	4
not relevant/unsure		39.6%	21
		Comments	3
		answered question	53
		skipped question	17




46. 8 - If you are employed, how flexible is your employer in accommodating your needs as a working mother when taking a business trip such as providing babysitters, or taking your own nanny with all expenses paid?

		Response Percent	Response Count
sometimes accommodating		8.0%	2
very accommodating		8.0%	2
not accommodating		84.0%	21
		Comments	12
		answered question	25
		skipped question	45



47. 9 - If you are employed, how flexible is your employer in understanding and accommodating your needs as a working mother when being relocated by the company (US or overseas), such as providing a nanny, or taking your own nanny?

		Response Percent	Response Count
sometimes accommodating		7.1%	1
very accommodating		0.0%	0
not accommodating		92.9%	13
		Comments	21
		answered question	14
		skipped question	56

48. 9A - If you answered YES to question 9, which of the following benefits are provided to you as part of your relocation package? (Choose all that apply)

		Response Percent	Response Count
full-time nanny		0.0%	0
part-time babysitter		0.0%	0
child daycare		0.0%	0
private or international school		0.0%	0
housekeeper		0.0%	0
cook		0.0%	0
driver/chauffer		25.0%	1
family trips back to the U.S. (x times per year) if overseas		25.0%	1
Other (please specify)		75.0%	3
answered question			4
skipped question			66

49. 1 - If you are employed, does your place of employment provide an opportunity for you to advance to a higher position?

		Response Percent	Response Count
yes		76.3%	29
no		23.7%	9
answered question			38
skipped question			32

50. 1A - If you answered YES to question 1, is your goal to be promoted or “move up the corporate ladder?”

		Response Percent	Response Count
yes		62.1%	18
no		37.9%	11
answered question			29
skipped question			41

51. 1B - If you answered YES to question 1, do you feel you are considered on an equal level with male colleagues in terms of promotion, special assignments, and/or overseas assignments?

		Response Percent	Response Count
yes		59.3%	16
no		22.2%	6
not relevant/unsure		18.5%	5
Comments			2
answered question			27
skipped question			43

52. 1C - If you answered NO to question 1, do you believe your employer would not consider a working woman as first choice because of her family commitments (e.g. ill spouse/partner or childcare) while a man would be considered without hesitation?

		Response Percent	Response Count
yes		15.8%	3
no		63.2%	12
don't know		21.1%	4
	Comments		2
	answered question		19
	skipped question		51

53. 2 - Are you currently, or have you been a consultant or independent contractor?

		Response Percent	Response Count
yes		50.9%	29
no		45.6%	26
sometimes		3.5%	2
	answered question		57
	skipped question		13

54. 2A - If you answered YES to question 2, do you feel that you have ever been denied a project because you are a woman?

		Response Percent	Response Count
yes		9.1%	3
no		81.8%	27
sometimes		9.1%	3
	Comments		4
	answered question		33
	skipped question		37








55. 2B - Alternatively, do you feel that you have ever been given a project because you are a woman?

		Response Percent	Response Count
yes		25.0%	10
no		67.5%	27
sometimes		7.5%	3
	Comments		4
	answered question		40
	skipped question		30



56. 2C - If you answered YES to question 2, do you feel that your expert advice/recommendations are taken seriously by your male clients?

		Response Percent	Response Count
yes		89.3%	25
no		0.0%	0
sometimes		10.7%	3
		Comments	3
		answered question	28
		skipped question	42






57. 3 - Have you experienced any of the following situations that would be considered as “sexual harassment” in the workplace? (Choose all that apply)

		Response Percent	Response Count
a male colleague stares at your chest/backside		16.7%	9
a male colleague has made a sexist remark to you		33.3%	18
you have overheard a group of men speaking negatively or inappropriately about women		27.8%	15
a male colleague has made a sexual advance to you		18.5%	10
a male colleague views inappropriate literature (of a sexual nature) in his office/in his desk		7.4%	4
None of the above		55.6%	30
Other (please specify)		9.3%	5
		answered question	54
		skipped question	16

58. 3A - If you answered YES to question 3, did you feel confident in reporting the incident(s)?

		Response Percent	Response Count
yes		38.5%	10
no		61.5%	16
		answered question	26
		skipped question	44

59. 3B - If you answered YES to question 3, what action did your company take? (Choose all that apply)

		Response Percent	Response Count
offending colleague was given a warning		45.5%	5
offending colleague was demoted		0.0%	0
offending colleague was fined, or his salary was reduced		0.0%	0
offending colleague's employment was terminated		0.0%	0
no action was taken against the offending colleague		27.3%	3
I felt more scrutinized and uncomfortable with my male colleagues at work as a result of reporting a sexual harassment incident.		18.2%	2
I felt supported and respected by my colleagues and employer for having the courage to step forward with this information.		9.1%	1
Other (please specify)		27.3%	3
answered question			11
skipped question			59

60. 4 - What is your most challenging role as a working woman in the workplace?

	Response Count
	48
answered question	48
skipped question	22

61. 5 - Do you feel you are understood in the workplace as a working woman?

		Response Percent	Response Count
yes		51.8%	29
no		17.9%	10
sometimes		30.4%	17
		Comments	9
		answered question	56
		skipped question	14

62. 1 - Are you a member of a women's networking group?





		Response Percent	Response Count
yes		45.5%	25
no		54.5%	30
		answered question	55
		skipped question	15

63. 1A - If you answered YES to question 1, is your women's networking group specific to your industry or profession?			
		Response Percent	Response Count
yes		20.0%	5
no		60.0%	15
I belong to several women's networking groups, and at least one group is specific to my industry or profession		20.0%	5
answered question			25
skipped question			45











64. 1B - If you answered YES to question 1, how do you connect?			
		Response Percent	Response Count
on-line		16.7%	4
in person		25.0%	6
both on-line and in person		58.3%	14
answered question			24
skipped question			46

65. 2 - Do you have any needs as a working woman that you feel are not being met or represented by the current resources and media available to you?		Response Count
		30
answered question		30
skipped question		40





66. 3 - If you are thinking of starting a new business, have you found adequate information, resources, and assistance to help you get started?

		Response Percent	Response Count
yes, I am satisfied with the help and resources I have found		18.4%	7
I have found some or limited resources, but still feel a lack of assistance for women business owners		13.2%	5
no, I have not found adequate resources or assistance to help me get started		10.5%	4
not applicable		57.9%	22
		Comments	3
		answered question	38
		skipped question	32






**67. 3A - If you responded NO to question 2, are you finding a lack of information in any of the following areas?
(Choose all that apply)**

		Response Percent	Response Count
sales and marketing of product or service		28.6%	2
product design		14.3%	1
graphic design		14.3%	1
branding, communications		28.6%	2
manufacturing		14.3%	1
website, SEO		0.0%	0
bookkeeping/accounting		28.6%	2
funding (loans)		71.4%	5
funding (angel or Venture Capital investments)		28.6%	2
social media		14.3%	1
Other (please specify)		28.6%	2
answered question			7
skipped question			63



68. 4 - If you are re-entering or recently re-entered the marketplace after a period of not working, choose the description that best fits your situation:

		Response Percent	Response Count
yes, I was able to re-enter the job market and use my skills and past experience to secure a job		27.3%	3
yes, I was able to re-enter the job market and obtain employment, but I was not able to find a job equal in responsibility, skills, and/or salary to my previous job		36.4%	4
yes, I am re-entering the job market and am receiving positive results from my job search		0.0%	0
no, I am finding it difficult to re-enter the job market, and am not satisfied with my job search		18.2%	2
Other		18.2%	2
	Other (please specify)		5
	answered question		11
	skipped question		59





69. 4A - If you responded NO to question 3, please select the following that best describes the reasons you are finding it difficult to re-enter the job market: (Choose all that apply)

		Response Percent	Response Count
lack the skills needed to re-enter the marketplace		33.3%	1
lack of, or inadequate training opportunities to learn new skills		33.3%	1
lack of, or inadequate career advice		33.3%	1
lack of, or inadequate support from networking groups		33.3%	1
job market in my desired field is tight due to the economy		100.0%	3
Other		0.0%	0
		Comments	0
		answered question	3
		skipped question	67





70. 5 - In the past three years, have you “re-invented” yourself professionally or changed career paths?

		Response Percent	Response Count
yes		31.4%	16
no		68.6%	35
		answered question	51
		skipped question	19

71. 5A - If you responded YES to question 4, choose the description that best fits your situation:

		Response Percent	Response Count
yes, I was able to re-invent myself and start a new career in a different field using my past skills and past experience to secure a job		31.3%	5
yes, I was able to re-invent myself and start a new career by going back to school to earn a degree or certificate in a different field to secure a job		18.8%	3
I started my own business in order to re-invent myself and change careers		37.5%	6
no, I am finding it difficult to re-invent myself and change careers, and am not satisfied with my job search		0.0%	0
Other		12.5%	2
		Comments	3
		answered question	16
		skipped question	54

72. 5B - If you responded to NO to question 4, please select the following that best describes the reasons you are finding it difficult to make a career change: (Choose all that apply)

		Response Percent	Response Count
inadequate funding to return to school		9.1%	1
time to train for a new career due to family obligations		72.7%	8
inadequate support from networking groups		9.1%	1
Other		45.5%	5
	Other (please specify)		7
	answered question		11
	skipped question		59

73. If you wish to be considered for the focus group at Stanford University, Tuesday March 8, 2011, please add your email address below.

	Response Count
	19
answered question	19
skipped question	51