














1. 1 - Gender:

		Response Percent	Response Count
female		100.0%	49
male		0.0%	0
answered question			49
skipped question			0

2. 2 - What is your age range?

		Response Percent	Response Count
18-25		10.2%	5
26-34		34.7%	17
35-44		14.3%	7
45-54		16.3%	8
55-64		16.3%	8
65+		8.2%	4
answered question			49
skipped question			0

3. 3 - What is your highest level of education?

		Response Percent	Response Count
diploma		0.0%	0
high school		10.2%	5
2-year college		10.2%	5
4-year college		28.6%	14
masters degree		38.8%	19
Ph.D.		6.1%	3
other		6.1%	3
answered question			49
skipped question			0

4. 4 - What is your occupation?

	Response Count
	48
answered question	48
skipped question	1

5. 5 - What is your household income?

		Response Percent	Response Count
\$0 - \$39,999		8.3%	4
\$39,999 - \$49,999		4.2%	2
\$50,000 - \$69,999		16.7%	8
\$70,000 - \$89,999		12.5%	6
\$90,000 - \$109,999		4.2%	2
\$110,000 - \$129,000		14.6%	7
\$130,000 - \$149,000		16.7%	8
\$150,000+		22.9%	11
answered question			48
skipped question			1

6. 6 - In what area of the U.S. do you work? [city, state] If you work outside of the U.S., in which city and country do you work?

	Response Count
	48
answered question	48
skipped question	1

7. 7 - Are you currently married?

		Response Percent	Response Count
yes		43.8%	21
no		56.3%	27
answered question			48
skipped question			1

8. 7A - If you answered NO, are you: (Choose all that apply)

		Response Percent	Response Count
divorced		14.3%	4
widowed		0.0%	0
have a partner		21.4%	6
never been married		78.6%	22
answered question			28
skipped question			21

9. 8 - Do you have children?

		Response Percent	Response Count
yes		26.5%	13
no		73.5%	36
answered question			49
skipped question			0

10. 8A- If you answered YES, how many do you have?

	Response Count
	13
answered question	13
skipped question	36






11. 8B - Please include the age ranges. (choose all that apply)

	Response Percent	Response Count
0 – 3	0.0%	0
4 – 7	0.0%	0
8 – 11	0.0%	0
12 – 15	0.0%	0
16 – 18	0.0%	0
18+	100.0%	13
	answered question	13
	skipped question	36





12. 9 - Please enter your e-mail address if you would like to receive communications from StrategyBOOST on this survey, and other work issues (OPTIONAL)

	Response Count
	21
answered question	21
skipped question	28






13. 1 - Which of the following best describes your work environment?

		Response Percent	Response Count
traditional office (work five days/week at employer's office)		62.2%	28
home or personal office (self-employed)		13.3%	6
telecommute (work five days/week from home, or another remote location)		0.0%	0
flex-office (combination of employer's office and home each week)		4.4%	2
flex-time (non-traditional work hours)		6.7%	3
Other (please specify)		13.3%	6
answered question			45
skipped question			4

14. 2 - If you are employed, what is the value your company places on "face time" with colleagues and supervisors?

		Response Percent	Response Count
expects face-time every day		65.5%	19
expects face-time during some part of the week		10.3%	3
places more value on meeting my deliverables and expectations, rather than face-time in the office		20.7%	6
Other (please specify)		3.4%	1
		answered question	29
		skipped question	20

15. 3 - If you are employed, how do you respond to office meetings being scheduled after 6.00 pm?

		Response Percent	Response Count
attend in person		47.1%	16
join in on a conference call		8.8%	3
suggest an alternate time		23.5%	8
do not participate in business meetings past 6:00 pm		11.8%	4
Other (please specify)		8.8%	3
		answered question	34
		skipped question	15

16. 4 - If you are employed, have you ever told your boss/supervisor that you are NOT available for business meetings in the evenings or mornings due to "family time"?

		Response Percent	Response Count
yes		24.2%	8
no		75.8%	25
answered question			33
skipped question			16





17. 4A - If you answered YES to question 4, what hours are you not available for work in the EVENING: _____pm to _____pm

	Response Count
	8
answered question	8
skipped question	41



18. 4B - If you answered YES to question 4, what hours are you not available for work in the MORNING: _____am to _____am

	Response Count
	4
answered question	4
skipped question	45




19. 4C - If you answered YES to question 4, how often has your boss/supervisor expressed the need for you to participate in the meeting, regardless of your request not to work during those hours?

		Response Percent	Response Count
rarely		30.0%	3
once a month		20.0%	2
three or more times a month		10.0%	1
once a week		0.0%	0
three or more times a week		0.0%	0
never		40.0%	4
	Comment		0
	answered question		10
	skipped question		39





20. 5 - Does your company offer a Flexible Work Schedule option (FWS)?

		Response Percent	Response Count
yes		37.5%	12
no		62.5%	20
	answered question		32
	skipped question		17

21. 6 - If you are employed, how accommodating is your employer if you request a FWS e.g. flex-hours, or a telecommuting situation?

		Response Percent	Response Count
very accommodating		39.3%	11
sometimes accommodating		35.7%	10
not accommodating		25.0%	7
	Comment		9
answered question			28
skipped question			21

22. 7 - If you are employed, do you feel confident to request a FWS?

		Response Percent	Response Count
yes		21.9%	7
sometimes		28.1%	9
no, because it will jeopardize my promotional opportunities		28.1%	9
no, because I don't want to be associated with a Woman's Program that implies I want special treatment due to my gender		0.0%	0
Other (please specify)		21.9%	7
answered question			32
skipped question			17

23. 8 - In terms of a flexible work schedule, did you choose your career or job, based on the option to have workplace flexibility?

		Response Percent	Response Count
yes		30.2%	13
no		53.5%	23
not applicable		16.3%	7
	Comment		2
answered question			43
skipped question			6

24. 8A - If you answered NO to question 8, would a different career or professional path have been more appropriate at college or post-college level, in order for you to have the workplace flexibility you need now?

		Response Percent	Response Count
yes		22.6%	7
no		41.9%	13
not applicable		35.5%	11
	Comment		4
answered question			31
skipped question			18

25. 1 - If you are employed, does your place of employment provide an opportunity for you to advance to a higher position?

		Response Percent	Response Count
yes		64.5%	20
no		35.5%	11
answered question			31
skipped question			18

26. 1A - If you answered YES to question 1, is your goal to be promoted or “move up the corporate ladder?”

		Response Percent	Response Count
yes		82.6%	19
no		17.4%	4
answered question			23
skipped question			26

27. 1B - If you answered YES to question 1, do you feel you are considered on an equal level with male colleagues in terms of promotion, special assignments, and/or overseas assignments?

		Response Percent	Response Count
yes		56.0%	14
no		28.0%	7
not relevant/unsure		16.0%	4
	Comments		4
	answered question		25
	skipped question		24

28. 1C - If you answered NO to question 1, do you feel your employer would not consider a working woman as first choice because of her family commitments (e.g. ill spouse/partner or childcare) while a man would be considered without hesitation?

		Response Percent	Response Count
yes		25.0%	5
no		45.0%	9
don't know		30.0%	6
	Comments		1
	answered question		20
	skipped question		29

29. 2 - Are you currently, or have you been a consultant or independent contractor?

		Response Percent	Response Count
yes		43.6%	17
no		53.8%	21
sometimes		2.6%	1
answered question			39
skipped question			10

30. 2A - If you answered YES to question 2, do you feel that you have ever been given a project because you are a woman?

		Response Percent	Response Count
yes		21.1%	4
no		63.2%	12
sometimes		15.8%	3
Comments			1
answered question			19
skipped question			30

31. 2B - Alternatively, do you feel that you have ever been denied a project because you are a woman?

		Response Percent	Response Count
yes		20.0%	6
no		70.0%	21
sometimes		10.0%	3
Comments			1
answered question			30
skipped question			19

32. 3 - With balancing work and social/family life as a working woman, what have you found to be the most challenging areas for you?

		Response Percent	Response Count
juggling "everything"		45.0%	18
setting communication boundaries		17.5%	7
prioritizing what is important		37.5%	15
balancing work and personal responsibilities		60.0%	24
other		0.0%	0
answered question			40
skipped question			9

33. Comments

Response
Count

2

answered question

2

skipped question

47

34. 4 - Women are known to be multi-faceted, and find it easy to multi-task. Where have you seen this play to your advantage, in your workday?

Response
Count

29

answered question

29

skipped question

20

35. 4A - And, where has it worked against you in the workplace?

Response
Count

28

answered question

28

skipped question

21

36. 5 - Have you ever "reinvented" yourself professionally, or changed career paths? Or, incorporated a moderate change?

		Response Percent	Response Count
yes		63.4%	26
no		36.6%	15
	Comments		7
answered question			41
skipped question			8






37. 5A - If you responded YES to question 5, what strategies did you use to get to where you wanted to go?

		Response Percent	Response Count
Linkedin		18.2%	4
other social networks		27.3%	6
professional counseling		27.3%	6
"finding" your passion		68.2%	15
reflecting on "dormant" passions when I was a teenager/college student		50.0%	11
answered question			22
skipped question			27

38. Comments

	Response Count
	9
answered question	9
skipped question	40

39. 5B - If you responded YES to question 5, choose the description that best fits your situation:

		Response Percent	Response Count
yes, I was able to re-invent myself and start a new career in a different field using my past skills and past experience to secure a job		23.1%	6
yes, I was able to re-invent myself and start a new career by going back to school to earn a degree or certificate in a different field to secure a job		30.8%	8
I started my own business in order to re-invent myself and change careers		19.2%	5
no, I am finding it difficult to re-invent myself and change careers, and am not satisfied with my job search		19.2%	5
Other		15.4%	4
	Comments		3
	answered question		26
	skipped question		23

40. 5C - If you responded NO to question 5, please select the following that best describes the reasons you are finding it difficult to make a career change: (Choose all that apply)

		Response Percent	Response Count
inadequate funding to return to school		38.5%	5
time to train for a new career due to family obligations		0.0%	0
inadequate support from networking groups		7.7%	1
Other		61.5%	8
	Other (please specify)		9
		answered question	13
		skipped question	36

41. 6 - Are you a member of a women's networking group?

		Response Percent	Response Count
yes		33.3%	14
no		66.7%	28
		answered question	42
		skipped question	7

42. 6A - If you answered YES to question 6, is your women's networking group specific to your industry or profession?

		Response Percent	Response Count
yes		26.7%	4
no		53.3%	8
I belong to several women's networking groups, and at least one group is specific to my industry or profession		20.0%	3
answered question			15
skipped question			34

43. 6B - If you answered YES to question 6, how do you connect?

		Response Percent	Response Count
on-line		21.4%	3
in person		7.1%	1
both on-line and in person		71.4%	10
answered question			14
skipped question			35




44. 7 - With all the many online blogs, articles, radio, conferences, and associations that cater to working women, do you feel there are any needs, issues or viewpoints that need to be added to the national conversation on working women?

		Response Percent	Response Count
yes		35.5%	11
no		64.5%	20
answered question			31
skipped question			18






45. Comments

	Response Count
	8
answered question	8
skipped question	41





46. 8 - If you are thinking of starting a new business, have you found adequate information, resources, and assistance to help you get started?

		Response Percent	Response Count
yes, I am satisfied with the help and resources I have found		41.2%	7
I have found some or limited resources, but still feel a lack of assistance for women business owners		17.6%	3
no, I have not found adequate resources or assistance to help me get started		0.0%	0
not applicable		41.2%	7
		answered question	17
		skipped question	32

47. 8A - If you responded NO to question 8, are you finding a lack of information in any of the following areas? (Choose all that apply)

		Response Percent	Response Count
sales and marketing of product or service		50.0%	1
product design		0.0%	0
graphic design		0.0%	0
branding, communications		50.0%	1
manufacturing		50.0%	1
website, SEO		0.0%	0
bookkeeping/accounting		100.0%	2
funding (loans)		50.0%	1
funding (angel or Venture Capital investments)		0.0%	0
social media		0.0%	0
	Other (please specify)		0
		answered question	2
		skipped question	47




48. 9 - If you are re-entering or recently re-entered the marketplace after a period of not working, choose the description that best fits your situation:

		Response Percent	Response Count
yes, I was able to re-enter the job market and use my skills and past experience to secure a job		50.0%	8
yes, I was able to re-enter the job market and obtain employment, but I was not able to find a job equal in responsibility, skills, and/or salary to my previous job		0.0%	0
yes, I am re-entering the job market and am receiving positive results from my job search		12.5%	2
no, I am finding it difficult to re-enter the job market, and am not satisfied with my job search		6.3%	1
Other		31.3%	5
	Other (please specify)		7
	answered question		16
	skipped question		33






49. 9A - If you responded NO to question 9, please select the following that best describes the reasons you are finding it difficult to re-enter the job market: (Choose all that apply)

		Response Percent	Response Count
lack the skills needed to re-enter the marketplace		0.0%	0
lack of, or inadequate training opportunities to learn new skills		0.0%	0
lack of, or inadequate career advice		0.0%	0
lack of, or inadequate support from networking groups		0.0%	0
job market in my desired field is tight due to the economy		100.0%	3
Other		0.0%	0
	Comments		0
	answered question		3
	skipped question		46

50. 1 - If you are employed, how accommodating is your employer for you to remote-access company data before or after hours?

		Response Percent	Response Count
very accommodating		71.4%	20
sometimes, dependent on circumstance		21.4%	6
not accommodating		7.1%	2
	Comment		3
answered question			28
skipped question			21

51. 2 - Whether employed or self-employed, if you access work data remotely, which technology do you use? (Choose all that apply)

		Response Percent	Response Count
home desktop		30.6%	11
laptop/iPad (or similar)		75.0%	27
iTouch (or similar)		5.6%	2
mobile phone		47.2%	17
Other (please specify)		2.8%	1
answered question			36
skipped question			13




52. 3 - Whether employed or self-employed, do you “catch up” on work outside of the traditional 8:00AM – 5:00PM workday?

		Response Percent	Response Count
yes		86.8%	33
no		13.2%	5
answered question			38
skipped question			11




53. 3A - If you answered YES to question 3, during which of the following day parts do you “catch up” on work? (Choose all that apply)

		Response Percent	Response Count
12:00midnight – 4:59AM		12.1%	4
5:00AM – 7:59AM		27.3%	9
5:00PM – 6:59PM		30.3%	10
7:00PM – 8:59PM		63.6%	21
9:00PM - 11:59 pm		45.5%	15
Other (please specify)		15.2%	5
answered question			33
skipped question			16



54. 3B - If you answered YES to question 3, how many hours on average per day do you do spend to “catch-up” on work?

		Response Percent	Response Count
1-2 hours		65.5%	19
3-4 hours		31.0%	9
More than 4 hours		3.4%	1
answered question			29
skipped question			20

55. 3C - If you answered YES to question 3, how many times per week do you “catch up” on work?

		Response Percent	Response Count
1-2 times		46.9%	15
3-4 times		18.8%	6
more than 4 times		34.4%	11
answered question			32
skipped question			17





56. 4 - Do you use technology to read, watch, or listen to non-work content e.g. Facebook, YouTube, Google News, Amazon.com, radio, etc. within any 24-hour period?

		Response Percent	Response Count
yes		97.6%	40
no		2.4%	1
answered question			41
skipped question			8


















57. 4A - If you answered YES to question 4, during which of the following day parts do you use technology to engage in non-work content? (Choose all that apply)

		Response Percent	Response Count
12.00midnight – 4:59am		12.8%	5
5.00am – 6:59am		12.8%	5
7.00am – 8:59am		30.8%	12
9.00am – 10:59am		17.9%	7
11.00am – 12:59pm		30.8%	12
1.00pm – 2:59pm		20.5%	8
3.00pm – 4:59pm		15.4%	6
5.00pm – 6:59pm		30.8%	12
7.00pm –8:59pm		59.0%	23
9.00pm – 10:59pm		64.1%	25
11.00pm – 11:59pm		33.3%	13
Other (please specify)		5.1%	2
answered question			39
skipped question			10

58. 4B - If you answered YES to question 4, how many days per week do you use technology to engage in non-work content?

		Response Percent	Response Count
daily		53.8%	21
1-2 days per week		10.3%	4
3-4 days per week		7.7%	3
5-6 days per week		28.2%	11
		answered question	39
		skipped question	10

59. 4C - If you answered YES to question 4, please select the type(s) of non-work content you use technology to engage with: (Choose all that apply)

		Response Percent	Response Count
news		80.5%	33
entertainment		70.7%	29
sports		19.5%	8
finance		36.6%	15
fashion		41.5%	17
lifestyle (decorating, cooking)		53.7%	22
gardening/horticulture		12.2%	5
travel		78.0%	32
family/parenting		7.3%	3
books, literature		39.0%	16
games		19.5%	8
grocery shopping		14.6%	6
online shopping (various items)		56.1%	23
health, fitness		39.0%	16
email		90.2%	37
social media (e.g. Facebook, LinkedIn, Twitter or similar)		75.6%	31
online dating		0.0%	0
Other (please specify)		2.4%	1
		answered question	41
		skipped question	8

60. 4D - If you answered YES to question 4, which medium do you use to engage in non-work related content? (Choose all that apply)

		Response Percent	Response Count
traditional print (e.g. newspaper, magazine, book, catalog)		62.5%	25
television - live (broadcast, cable, satellite)		72.5%	29
television – DVR (e.g. TiVo or similar)		47.5%	19
DVD		40.0%	16
computer – word processing		72.5%	29
email/instant messaging		82.5%	33
handwritten letters, cards and similar		30.0%	12
computer + online print (e.g. online newspaper or magazine, websites, blogs, etc.)		60.0%	24
computer + online TV (e.g. Hulu, CNN, or similar)		35.0%	14
computer + online video or podcast (e.g. YouTube or similar)		30.0%	12
computer + online radio or audio podcast (e.g. Pandora, iTunes or similar)		27.5%	11
computer + Streaming video (live)		17.5%	7
computer + Streaming audio (live)		2.5%	1
mobile phone		75.0%	30
iPad, iTouch, or similar		37.5%	15
iPod or similar (digital music)		37.5%	15
e-reader (e.g. Kindle, Nook or similar)		22.5%	9

Other (please specify)		5.0%	2
answered question			40
skipped question			9





61. 4E - From the above list (4D), which five media do you use most during the day?

	Response Count
	25
answered question	
	25
skipped question	
	24



62. 5 - Which is your preferred way to watch a TV program?

		Response Percent	Response Count
in real-time on TV		28.2%	11
DRV/TiVo		46.2%	18
download the video online from the show's website (on computer or hand-held device)		10.3%	4
an online TV site such as Hulu		10.3%	4
Other (please specify)		5.1%	2
answered question			39
skipped question			10




63. 6 - Which is your preferred way to listen to a RADIO program?

		Response Percent	Response Count
in real-time on the radio		87.2%	34
podcast		2.6%	1
streaming Internet feed		7.7%	3
Other (please specify)		2.6%	1
answered question			39
skipped question			10





64. 7- Which is your preferred way to read a book?

		Response Percent	Response Count
iPad, Kindle or similar e-book reading device		17.5%	7
conventional book		82.5%	33
Comments			3
answered question			40
skipped question			9

65. 1 - If you are employed, how flexible is your employer in accommodating your needs as a working woman (e.g. caring for an ill or elderly family member, or trying to start a family?)

		Response Percent	Response Count
very accommodating		45.2%	14
sometimes accommodating		35.5%	11
not accommodating		0.0%	0
not relevant		19.4%	6
	Comment		1
answered question			31
skipped question			18

66. 2 - If you are employed, how flexible is your employer in accommodating your needs as a woman when opting out of a business trip due to family responsibilities?

		Response Percent	Response Count
very accommodating		9.7%	3
sometimes accommodating		29.0%	9
not accommodating		12.9%	4
not relevant		48.4%	15
	Comments		0
answered question			31
skipped question			18

67. 3 - In your opinion, does your boss or business partner take a negative view on you opting out of business travel due to family obligations, because a man might not make that same request?

		Response Percent	Response Count
yes		8.3%	3
no		16.7%	6
sometimes		19.4%	7
not relevant/unsure		55.6%	20

Comments 1

answered question 36

skipped question 13

68. If you wish to be considered for the focus group at UCLA Anderson School of Management, Tuesday, May 3, 2011, please add your email address below.

Response Count

10

answered question 10

skipped question 39